

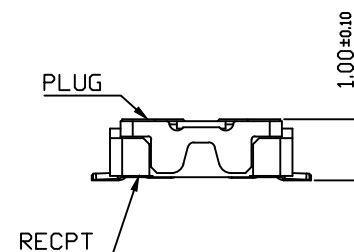
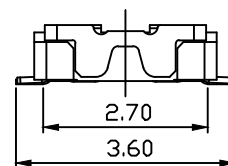
NOTES:

1. MATERIAL:
  - 1.1 HOUSING: THERMOPLASTIC, HIGH TEMP., UL 94V-0(LCP); COLOR:BLACK.
  - 1.2 CONTACT: PHOSPHOR BRONZE(C5210)
  - 1.3 FITTING NAIL: PHOSPHOR BRONZE(C5191)
2. FINISH:
  - CONTACT:SEE ORDER INFORMATION.
  - UNDERPLATING: 50~100μ" NICKEL OVERALL.
3. REFLOW SOLDER CAPABLE TO 260°C PER ACES SPEC.
4. SPEC. PLS. REFER TO PS-51023-xxxxx
5. PACKAGE PLS. REFER TO 51024-XXXCR-XX
6. MATING CONNECTOR P/N:51023
7. PART NUMBER

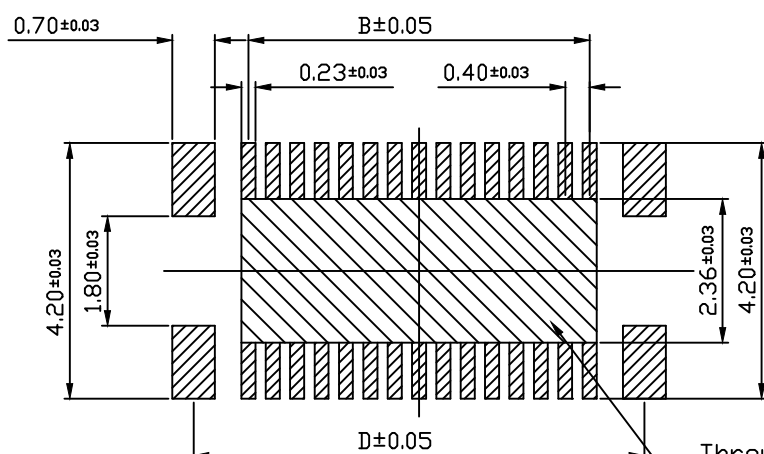
51024-XXX X X-001

CKTS  
PACKING  
0.TAPE REEL

001: NORMAL  
BS1: PLASTIC REEL  
CONTACT PLATING  
1.G/F ON CONTACT  
5.3μ" GOLD ON CONTACT AND SOLDER  
8.20μ" GOLD ON CONTACT AND SOLDER  
B.5μ" GOLD ON CONTACT AND SOLDER



MATING CONDITION



RECOMMENDED PCB PATTERN

Through hole without insulation is prohibited

DIM	A	B	C
20Pin	6.75	3.60	5.40
24Pin	7.55	4.40	6.20
30Pin	8.75	5.60	7.40
40Pin	10.75	7.60	9.40
50Pin	12.75	9.60	11.40

QUALITY SYMBOLS MAJOR Ⓢ CRITICAL Ⓢ	DRAWN BY TSO I CHIAO	DATE 23/07/31	<b>ACES ELECTRONICS</b>	
GENERAL TOLERANCES (UNLESS SPECIFIED)	CHECKED BY Chen, Chun Yuan	DATE 23/07/31		
X. ±0.5 .X ±0.25 .XX ±0.15 .XXX ±0.1 ANGLES ±2°	APPROVED BY Huang Kuo Hua	DATE 23/07/31	TITLE 0.4mm 1.0H BOARD TO FPC CONN ,SOCKET	
	UNITS mm		SIZE A4	DWG NO. 51024-XXXXX-XXX
	SCALE 8 : 1	SHEET NO. 1 OF 1	REV G	PART NO. SEE NOTES